

# YORK MINSTER TIMELINE


There has been a Minster in York since AD 627. Earlier Minster buildings may have looked like this. The exact location of the Saxon Minster is not known.

From AD 71



Where the Minster stands today was once the site of the Roman HQ building. It was in the middle of a Roman fort.

From AD 627




The first Minster in York, was small and wooden. It was built for the baptism of Edwin, the Saxon King of Northumbria.

By AD 640



A stone Minster had replaced the wooden building. This was probably enlarged and improved several times before the coming of the Normans.

AD 1080 to AD 1100



Archbishop Thomas of Bayeux built a Norman Cathedral on the present site. This Minster was altered in the 1160s by Archbishop Roger of Pont l'Évêque.

AD 1220

AD 1220 Archbishop Walter Gray started to rebuild the South Transept in the Gothic style. Over the next 250 years, the whole of the Minster was slowly rebuilt. The Cathedral you see today was finished in 1472.



## MINSTER OR CATHEDRAL? WHAT'S THE DIFFERENCE?

A cathedral church is the mother church of the diocese. It's where the bishop has their seat or 'cathedra'. York Minster is the Cathedral Church for the Diocese of York. A 'mynster' was the Anglo Saxon name for a missionary church – a church built as a new centre for Christian worship. That's why the Minster was first built in AD627. Not all cathedrals are minsters; not all minsters are cathedrals. But York Minster is both!

To see if you got everything correct and for more information about the Minster visit our website.

[YORKMINSTER.ORG](http://YORKMINSTER.ORG) 



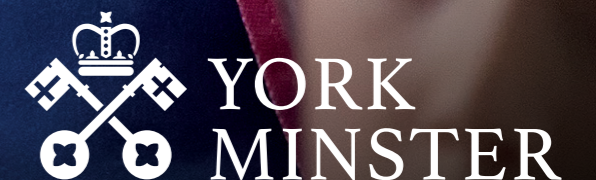
# YORK MINSTER TREASURE HUNT

Discover the  
**TREASURE  
MAP**  
inside!

**Welcome to our magnificent Cathedral.**

This place of Christian worship has been here for centuries. It is full of beautiful things waiting to be found. Some are big and some are small and we want to share them with you. Follow our treasure hunt to reveal treasures that many adults don't even see. Every good treasure hunt needs a pirate. We might just have had one here at York Minster. Nearly 300 years ago a widely told story was that Archbishop Lancelot Blackburne had actually been a pirate when he was a young man!

Follow the instructions on your map inside. You will need a pencil to mark the position of each treasure.





**⌵** Stand at the west doors and look up into the vaulting of the **Nave**. This was reconstructed after a fire in 1840. The statue behind you is St Peter, the patron saint of York Minster. The “Keys of Heaven” are his symbol. Look out for red shields with crossed keys around the Minster.



**⌵** You are now in the **Lady Chapel**. It contains one of the largest medieval stained glass windows in the world. It was made between 1405 and 1408 and the Master Glazier in charge of making it was paid £56. Look underneath it for your treasure.



**⊕** Watch out for **The Dragon** above your head! It is on a pivot. It was probably used to lift a heavy font lid in medieval times. A font holds the water for baptism. Turn to look at the Great West Window at the end of the Nave. Can you see why its nickname is “the heart of Yorkshire”?



**□** Find the fiddler on the wall. Some people think that this was “Pirate” Blackburne’s shantyman! More likely it is Mr Camidge, the Minster organist 200 years ago. It was originally on the South Transept roof. Your treasure will be shining down to your left, as you look at the fiddler.

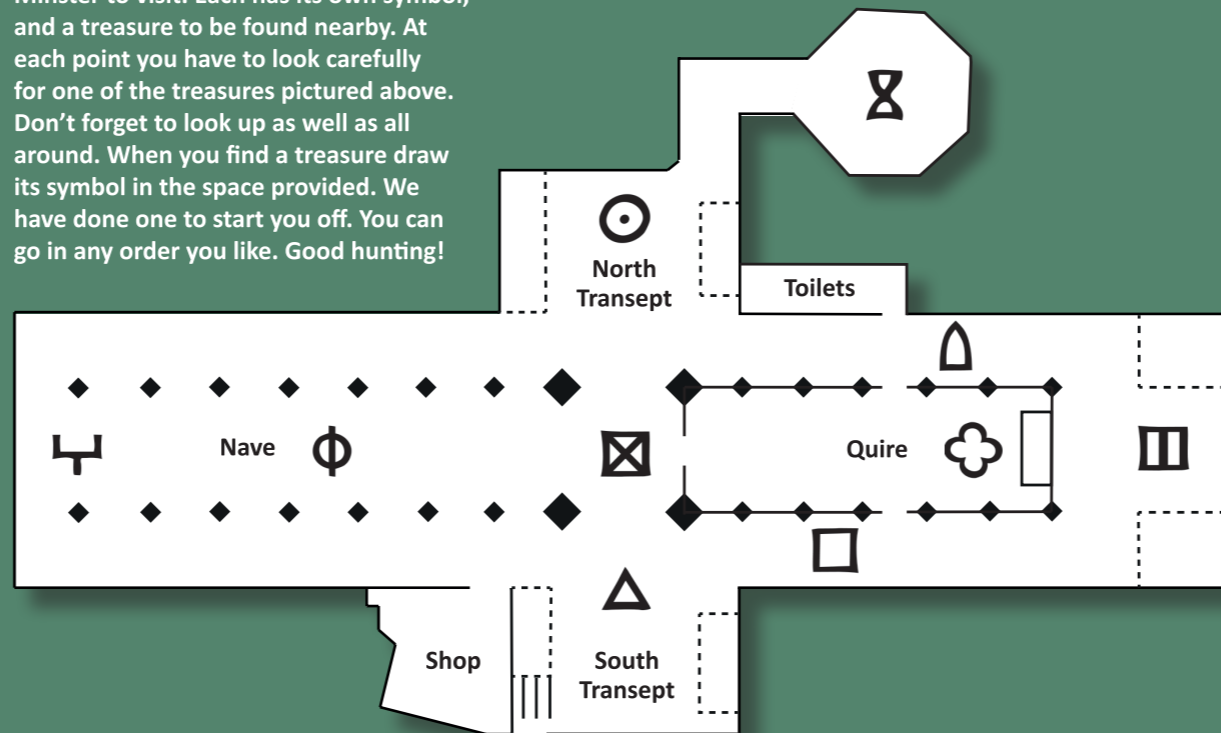


**△** Look towards the South Transept. In 1984 fire destroyed the roof of the South Transept. New round wooden carvings called “bosses” decorate the ceiling, one of these is your treasure! Six were designed by children who won the BBC Blue Peter competition after the fire. They are the coloured carvings which you can see along the two sides of the vaulting.

Look up at the round **Rose Window**. Around the edge are red and white (Tudor) and red (Lancastrian) roses. This Tudor glass was badly cracked and blackened in the blaze, but has been carefully restored.

# How to use your TREASURE MAP

On your hunt there are ten places in the Minster to visit. Each has its own symbol, and a treasure to be found nearby. At each point you have to look carefully for one of the treasures pictured above. Don't forget to look up as well as all around. When you find a treasure draw its symbol in the space provided. We have done one to start you off. You can go in any order you like. Good hunting!



**⊙** You are in the North Transept. **The Five Sisters Window** was made about 750 years ago. The “greyish” glass is called “grisaille”. Look at each window to identify one of these patterns repeated from the top to the bottom. Look to the right of the window and find the ‘Astronomical Clock’ to help spot your treasure.



**⌵** **The Chapter House**. Completed around 1280 this amazing structure was built to hold meetings of the Dean and Chapter, the Minster’s government. See if you can find the Dean’s stall and don’t forget to look up for your treasure.



**⊗** You are under the **Central Tower**, so look up! It’s 60 metres high, weighing 16,000 tons; about the same weight as 40 jumbo jets! It was finished in 1472. Can you spot a special shield shining in the tower?



**⊕** This is where daily Evensong takes place. The carved wood and furniture are almost 190 years old. A fire in 1829 destroyed the medieval woodwork and the roof. This huge wooden chair is the “**cathedra**” - or the seat for the archbishop. The Latin word gives us the name “cathedral”. Look down around your feet to spot your gleaming treasure.



**⌵** Look closely at the panels in the **Saint William Window** to spot your treasure. St William is York Minster’s very own saint. William died in suspicious circumstances; some say he may have been murdered. After his death many miracles were reported at his tomb which is why he was made a saint in 1227. This window tells the story of William’s life, his career in the Church and the miracles that occurred after his death.

