

# STOP 5

## THE CHAPTER HOUSE

Walk to the square tile in the middle of the floor. Turn around and have a look at all of the windows. Are they clear glass, coloured glass or both?

The picture below shows two men called Ralph and Besing having a fight. See if you can find them in the St William window, second on the left as you came in.

**Torchlight**  
Have a look at the stone carvings around the edge of the Chapter House. What is the most interesting thing you can see? If you have a torch you can use it to discover even more hidden creatures.

**Stained Glass**  
Stained glass has been made for thousands of years by heating sand so hot it melts into a liquid. To create colour, Glass Makers called **Glaziers** would add tiny amounts of metal to the liquid glass.

**For example:**  
Copper or Gold for red glass  
Cobalt for brilliant blue glass  
Manganese dioxide for Green Glass

Draw a line from the name of the metal to the colour in the picture. The first one is done for you.




# STOP 6

## THE GREAT EAST WINDOW

Spend a few minutes looking at the beautiful colours and light in this space. Can you find this picture of God creating the sun, moon and stars in the Great East Window? (If you need a clue, count four picture panels from the left and look up.)

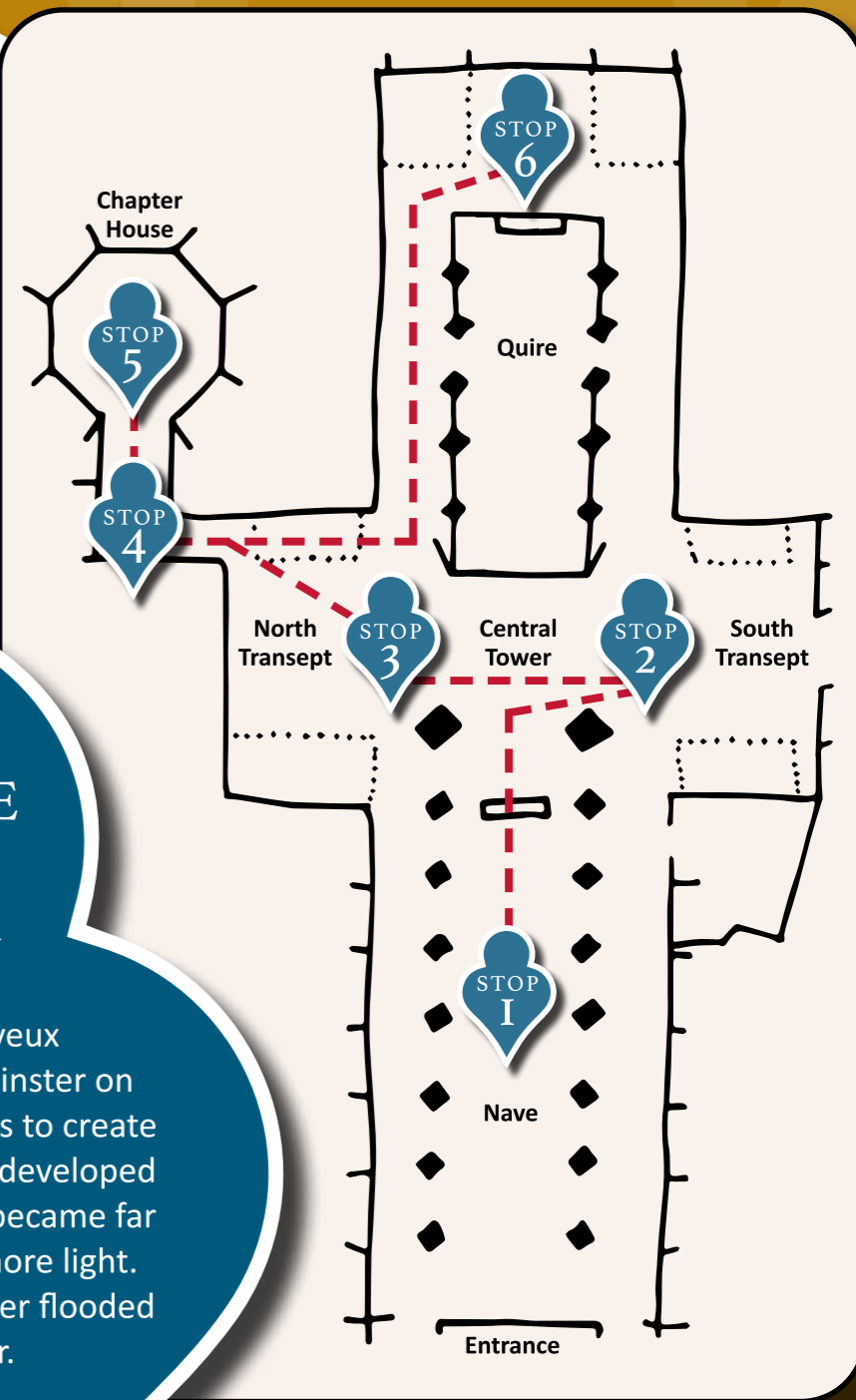
Create your own stained glass window to represent light and colour inspired by the Minster.



Congratulations on completing your Light Quest. We hope to see you again soon.

# LIGHT QUEST

There are so many ways to explore York Minster. Today we are on a quest to find out more about light and colour.



**WELCOME TO YORK MINSTER**

In 1080, Thomas of Bayeux began building a Norman Minster on this site. He used stained glass to create light and colour. The Minster developed over time, and the windows became far bigger letting in more and more light. Today you see a Gothic Minster flooded with light and colour.

**Take the Light Quest to discover more.**













# LIGHT QUEST

Tick off the items when you spot them. This symbol will remind you to complete your quest at each stop.

*(Some of our spotlights are very bright (a bit like the sun!). Make sure you don't look directly into them.)*



- |   |   |
|---|---|
| 1  A window with more clear glass than coloured glass        | 7  A tall Candlestick  |
| 2  A window with more coloured glass than clear glass        | 8  A Sanctuary Lamp (hanging in front of an altar in a Chapel) |
| 3  Spotlights  | 9  Dragon lamps  |
| 4  Tea light prayer candle                                   | 10  Your own shadow  |
| 5  Reflected light (where light bounces off a shiny surface) | 11  A shadow with a complicated shape                          |
| 6  The shadow of a pillar                                    | 12  *Colours from the windows appearing on a surface           |

\* You might only see this on a sunny day!

## STOP I

### THE NAVE

Stand in front of the great West doors and take a minute to look around you.

Find a very light window and then find a darker one. What do you think makes them light or dark?



How light do you think the Minster is? Draw an image of the Minster where you think it should sit.



Very Dark

Extremely Light

#### What is light?

Light is a type of **energy** that travels in straight lines. It is measured in **wavelengths**. Our main source of light comes from the sun. Although you can't always see it, light is actually made up of colour waves: Red, Orange, Yellow, Green, Blue, Indigo and Violet (all the colours of the rainbow!).

#### Glass and Light

Clear glass is **transparent** and lets through more light than coloured glass. This is because coloured glass blocks some of the waves of light. For example, only red **wavelengths** can pass through red glass; all the other colours are blocked.

## STOP 2

### SOUTH TRANSEPT



This is one of the lightest parts of the Minster. Why do you think that is? Have a look around and then write your ideas here:

#### Did you know?

Light is an important religious symbol and Jesus called himself the Light of the World. Some people light candles to feel hopeful or remember someone. You are welcome to light a candle with your grown up while you are here.

## STOP 3

### NORTH TRANSEPT

Look up at the massive 5 Sisters Window. When it was created around 1250 AD it would have been cleaner and brighter but you can still see some patterns and colours in the glass today. What colours can you spot?

As you walk towards the Chapter House, remember to check your light quest (there might be candles and dragons in this area!).



## STOP 4

### CHAPTER HOUSE VESTIBULE

Take six steps from the ramp into the Vestibule and stop. How many shadows do you have? Why do you think that might be? Look around you to find the sources of light.

#### What are shadows?

**Shadows** are created when light can't travel through an object (if the object is **opaque**) and so a dark shape is seen on the opposite side.

**Did you know?** The Bible talks about God keeping people safe in his shadow.



#### Get creative

Create your own shadow puppets using the Vestibule spotlights. Can you make this bird? What other shapes can you create?

Can you find a shadow on the wall? What shape is creating it? Where is the light source?

