


STOP
5

NORTH QUIRE AISLE

What creature is watching you on the first large monument? Can you sketch it here?

The second monument on the left is William of Hatfield. What can you see guarding his feet? Walk forward 2 more monuments. Can you spot another of these brave guardians? Why not feel the cold, smooth stone of its nose?



STOP
6

LADY CHAPEL

Stand at the back of the Lady Chapel and look up. This fabulous window was created by a man called John Thornton in 1405. He completed the window (with some help!) just three years later. The window shows the beginning and end of the world with God seated at very top.




Can you find this picture of God creating the fish and the birds? (Count 5 picture panels across and 12 up). Can you spot any other animals in the window?

Find the creature that is carved on the far wall in front of you? What do you think it is?



Create your own Green Man!

Bring this Green Man to life by adding colour. You could then create your own design using the template. Draw leaves all around the face, mouth and nose!



We hope you enjoyed your Nature Quest in the Minster.



EQUIPPING
CHRISTIAN
LEADERSHIP in an
AGE of
SCIENCE

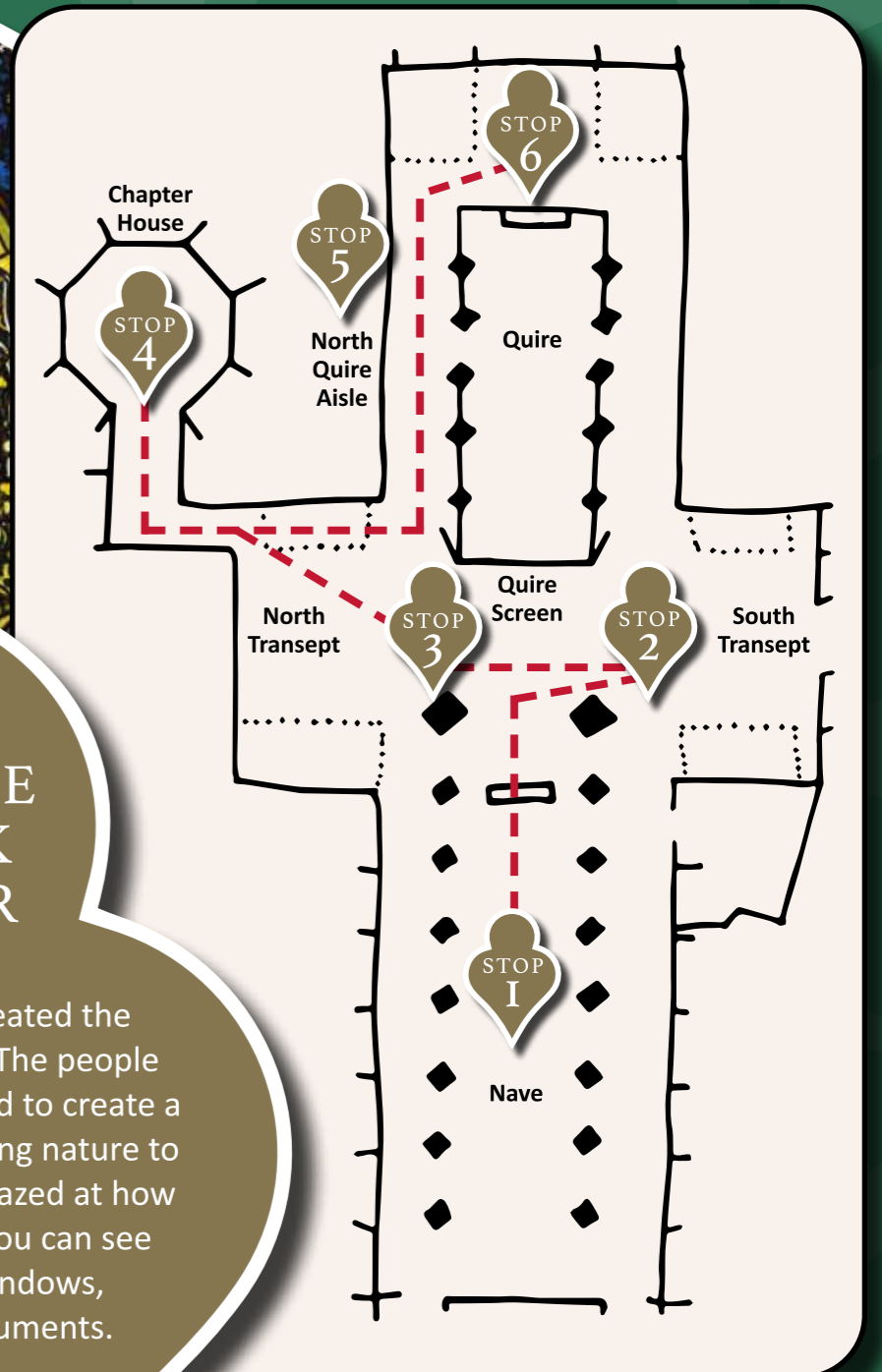
This project is funded by a grant from Equipping Christian Leaders in an Age of Science (ECLAS) as part of the Scientists in Congregations programme.



YORK MINSTER

NATURE QUEST

There are many different ways to explore York Minster. Today we are looking at nature INSIDE the Minster.



WELCOME TO YORK MINSTER

Christians believe God created the world and everything in it. The people who built the Minster wanted to create a piece of Heaven on Earth using nature to inspire them. You will be amazed at how many plants and animals you can see all around you in the windows, stone carvings and monuments.

Start your quest
to discover more.

YORKMINSTER.ORG Registered Charity No. 1201499

STOP 1

THE NAVE

As you make your way up the Nave, keep an eye out for fresh flowers on display. Walk half way up the Nave and find the Pilgrim Window, the fifth large window on the left.



Can you spot the following in the bottom border of the window? Binoculars might help with this task!



What other animals can you see in the window? You could write or draw them in the box:

Cross the Nave and find the **Lectern**, which is the wooden structure with 8 steps on the right. What creature is holding up the Bible?



Hunt the Mouse!


Can you find a mouse? Have a look down on the left side of the Lectern steps. It was created by Robert Thompson who was famous for carving mice on the furniture he made. You can find more mice on seats at the back of the Lady Chapel at the end of your quest.

STOP 2

SOUTH TRANSEPT

As you head to the South Transept, which faithful creature is sitting at the feet of Archbishop William Thomson ahead of you? Can you draw it in the white box?

Green Men are carved faces surrounded by leaves. Sometimes the leaves flow in and out of their mouth, nose and ears. They are ancient symbols that link us to nature. In the Minster, they might show that we are part of God's creation.



Now look up the pillar on your left. Can you see a Green Man peering down at you?



STOP 3

QUIRE SCREEN



Hide and Seek
Walk slowly past the Kings on the Quire Screen. They reigned between 1066 and 1472 while the Minster was being built. Look carefully at the gold border below their feet. Can you find these hidden creatures? (Clue, count three, five and six kings from the right).

- A cat and mouse
- A deer
- A 'Wild Man'
- A lion

STOP 4

CHAPTER HOUSE

Find the Green Men! As you walk towards the Chapter House, how many green Men can you spot on the walls of the Vestibule (corridor leading to the Chapter House)?



The Chapter House is a beautiful space filled with carvings of creatures and plants. Count 3 seats from the left of the door, sit down and look up.

As you walk around the Chapter house, keep a look out for more Green Men, birds, pigs, oak leaves and many more examples of nature. Find your favourite carving and sketch it in the box.

Can you spot the Green Man looking down at you?

Before you leave, can you find these tiles on the floor? You can bring them to life by adding colour. Use the blank grid to design your own tiles inspired by nature. You could include leaves, flowers, animals and Green Men.

