







YORK
MINSTER

GUIDED SCHOOL GROUPS

Pre-Visit Information

YORKMINSTER.ORG    

Registered Charity No. 1201499

CONTENTS

WELCOME	Page 3
GUIDED VISITS AT YORK MINSTER	Page 4
THE WORKSHOPS	Page 5
CODE OF CONDUCT	Page 7
RISK ASSESSMENT & SAFEGUARDING	Page 8
ACCESSIBILITY	Page 9
PLANNING AND BOOKING YOUR VISIT	Page 10
MAPS	Page 11



YORK
MINSTER

WELCOME

from the Canon Missioner, Reverend Maggie McLean

“Our vision for students visiting York Minster is that they will be intrigued and inspired by this sacred space. That, through the experience of being here and discovering the Minster’s story, they will learn about the important place the Minster holds in our nation’s heritage and its continuing life of faith and discipleship.

What you will find in these pages is the essential information you will need in order to make your visit an inspirational and special experience for your group. We very much look forward to welcoming you on your visit.”



GUIDED VISITS

A guided visit to York Minster is the best way for your pupils to discover the building's rich past and engage with its meaning and purpose. This two-hour experience combines a tour of the building with a workshop of your choice, allowing pupils to explore the historical, religious and architectural wonders of York Minster. Working with our expert guides will allow pupils to delve deeper and enrich their knowledge of one of the most beautiful spaces in the country.

The Tour

Take a journey of exploration with an experienced learning guide and enter the world of Romans, Anglo Saxons, Normans and beyond. Immerse yourself in the sacred spaces, the mesmerising medieval glass and the awesome architecture. Listen to stories of faith and vision as you tread the footsteps of pilgrims from centuries past.

The Workshops

Our hands-on workshops provide engaging activities and opportunity for discussion and debate. Schools are invited to choose from one of the workshops below when making their booking. The suggested key stages are indicated but the workshops can be adapted to different age ranges on request. Additional seasonal workshops may also be found on our [website](#).



THE WORKSHOPS

Creative Creation!

(RE and Art & Design KS1-KS4)

Step into the life of a medieval stained-glass artist.

Using inspiration from the magnificent Great East Window, pupils will be introduced to the Creation story in Genesis as they study stained-glass panels from the window. They will engage with what the story means for Christians today and respond with their own creative designs.

Older groups will discuss different ways of interpreting the creation story and compare it to scientific theories of how the world began.



Poetry on Fire

(Literacy and History KS1 – KS3)

Discover a history of arson, accident and an act of nature in this creative workshop with a poetic outcome.

Follow a fire tour around York Minster collecting flaming vocabulary on your way to composing a collaborative class composition. Step into the shoes of key characters and role play the fearless firefighters before you recite your rhythmic rhymes.



Pilgrimage in an Hour

(History and RE KS1-KS3)

Tread the path of a medieval pilgrim.

Immerse yourself in the world of medieval pilgrims, wax body parts, indulgences and gruesome relics!

Pupils will take part in a mini pilgrimage around York Minster and be introduced to York's own St William. They will hear about his life and the intriguing miracles that continued after his death. The tour will conclude with a visit to the shrine of the Saint himself in our candlelit crypt.



THE WORKSHOPS

Magnificent Minster Marvels

(History KS2-KS3)

Discuss, explain, persuade! Hone your reasoning skills and join the debate.

Romans, Anglo Saxons, Normans and beyond. Discover the architects, designers, and historical figures who shaped York Minster's past, present and future. Using character fact files, pupils will collaboratively create a timeline of historical figures, ranking them in order of importance before selecting their top Minster Marvel.

In this interactive exploration of history, students will use discussion, reasoning and debate to decide which character has had the greatest influence in the history of the Minster.



Traitor on Trial

(History, Citizenship, Ethics - Upper KS2-KS4)

The year of 1829. Jonathan Martin. Who was he? Why did he decide to burn down York Minster?

Study the sources to decide what should happen to the complicated and intriguing character of Jonathan Martin, the 1829 arsonist. Take part in his mock trial, look at the evidence, listen to the witnesses. Jonathan's fate is in your hands!

[Please be aware this workshop discusses mental health issues and historical punishments such as execution.]



CODE OF CONDUCT

- Schools should be aware that the Minster is open to the public at all points during their visit and that the tour and workshop are conducted in the public space.
- School groups must be accompanied at all times by a teacher or supervising adult and they remain the responsibility of these guardians throughout their visit.
- We require a minimum adult to pupil ratio of 1:10 for all school groups. The Minster is a large and busy place, so for primary school groups we recommend an adult to pupil ratio of 1:5. If groups arrive without the minimum required ratio of 1:10, we reserve the right to decline the visit. Any adults providing 1:1 support for individual children should be additional to this ratio.
- Many people visit the Minster for prayer or quiet reflection. We ask all visitors to respect this holy place and other visitors by not shouting, running or making unnecessary noise.
- All activities in the Minster stop at regular intervals for a few minutes of silence while short prayers take place. We ask everyone to stand or sit quietly while these are said and remember that York Minster is a place of prayer and pilgrimage for many people.
- Lunchtime services take place throughout the week. We ask that groups are quiet when arriving and departing around this time and where worship is taking place.
- Please respect the Minster as a living church and allow congregations to worship in a peaceful environment by refraining from taking photographs during services and acts of worship.
- We do not have a formal dress code, but we strongly recommend warm, practical clothing as the Minster can be cold even during the summer months. Groups are welcome to keep their hats and coats on inside if they wish to.
- Please keep your belongings with you at all times. Discretionary bag checks may occur upon entry. We do have limited secure storage for school bags if required.
- Everyone is welcome to use their mobile phone as a camera, but please ensure all devices are set to silent mode and refrain from making or taking calls inside. We also ask that pupils and teachers refrain from using their phones during the workshop.
- Photography for your own internal school use is permitted but images or sound recorded inside the Minster must not be used for any commercial purpose or upload them online without our prior consent. All commercial rights to all images created inside the Minster remain the property of The Chapter of York.
- If you plan to film any part of your tour, you must obtain the permission of the member of staff or volunteer guide leading your tour before the tour starts. You must also gain written approval from us in advance of the visit if you plan to publish or broadcast any material for any other purpose than teaching within the classroom or private use.

Exit and Shop

- We will normally escort school groups out via the south or west doors but if you wish to leave via the shop, all pupils must be supervised and can only leave with a group leader to ensure they are safe once outside. Be aware that our shop entrance is one way and once pupils have entered the shop they will not be able to move back into the Minster.
- We ask group leaders to stagger pupil entrance into the shop to prevent overcrowding. The shop can comfortably manage 10 students at a time. There is space inside the Minster near the shop entrance for groups to wait for their turn.
- For safeguarding we ask that one group leader remains in the shop with pupils all times, one stays with the groups waiting to come into the shop and another waits outside to supervise pupils once they have left.

RISK ASSESSMENT & SAFEGUARDING

Risk Assessment

- Groups must produce their own robust Risk Assessment based on the needs of their individual learners before their visit. To help inform your Risk Assessment you can find a York Minster Risk Guidance Document [here](#). Please use this to ensure your own Risk Assessment is rigorous and fully up to date for the needs of your group.
- We encourage group leaders to make a free pre-visit trip to York Minster to risk assess the building for your group. Please contact us on 01904 557 200 or email bookings@yorkminster.org to arrange this. Alternatively our [Visual Stories guide](#) provides details.

First Aid

- There are designated qualified first aiders on site. If there is a medical emergency in the group you must report it immediately to a member of Minster Staff or the Minster Police. All accidents must be reported and entered in the accident book.
- Two Automated External Defibrillators are kept in the York Minster Police Cabin and at the Tower Top.
- Injuries requiring more than York Minster First Aid attention will be dealt with by calling an ambulance.

Safeguarding

- School staff and accompanying adults must always remain with their groups for their entire visit.
- Images and video are monitored and recorded in and around York Minster as part of security footage for the purposes of crime prevention and public safety. This scheme is controlled by The Chapter of York.
- York Minster toilets are open to the general public. Please ensure that your group is supervised at all times and that you follow your own safeguarding procedures if using the public toilets.

York Minster's full [safeguarding policy](#) is available on our website for you to review.

If you have any queries please contact the Cathedral Safeguarding Officer Dee Cooley, on 07843 339980 or email deec@yorkminster.org for further information.



ACCESSIBILITY

At the Minster

- To enter and exit the Minster we have steps and ramps fitted with handrails.
- The Minster floor is accessible via ramps, excepting the High Altar Sanctuary in the Quire and the Zouche Chapel, which are only accessible via steps.
- Wheelchairs are available on request.
- Registered assistance dogs are welcome in the Minster.
- The stone flooring is generally sound but uneven in places. Groups should wear practical footwear.
- The Minster can be cold even during the summer months. We recommend dressing warmly.
- Accessible toilets open to the public are available and include adjoining baby changing facilities. York Minster toilets are open to the general public. Please ensure your group is supervised at all times.
- We do not currently have a changing spaces toilet. The nearest site with one is at York Explore Library on Museum Street.
- The structure, floor and furnishings of the Minster are in places highly patterned and ornate. This may be a challenge for anyone in your group who is vulnerable to an adverse reaction (such as over-stimulation) when they encounter these features of the building.
- Sudden loud noises may occur during your visit (eg. maintenance work or organ practice). Ear defenders are available on request.



PLANNING AND BOOKING YOUR VISIT

To book your visit contact our Bookings Team on: 01904 557200.

Office Hours Monday-Friday 0930-1600

Email us at: bookings@yorkminster.org

Alternatively you can make an inquiry via our website [here](#).

Cost


- £6 per pupil + £30 facilitation fee. One accompanying adult with up to ten children goes free.
- Prices include VAT and apply to children in full time compulsory education.
- School visits have a minimum charge of ten pupils.

Payment

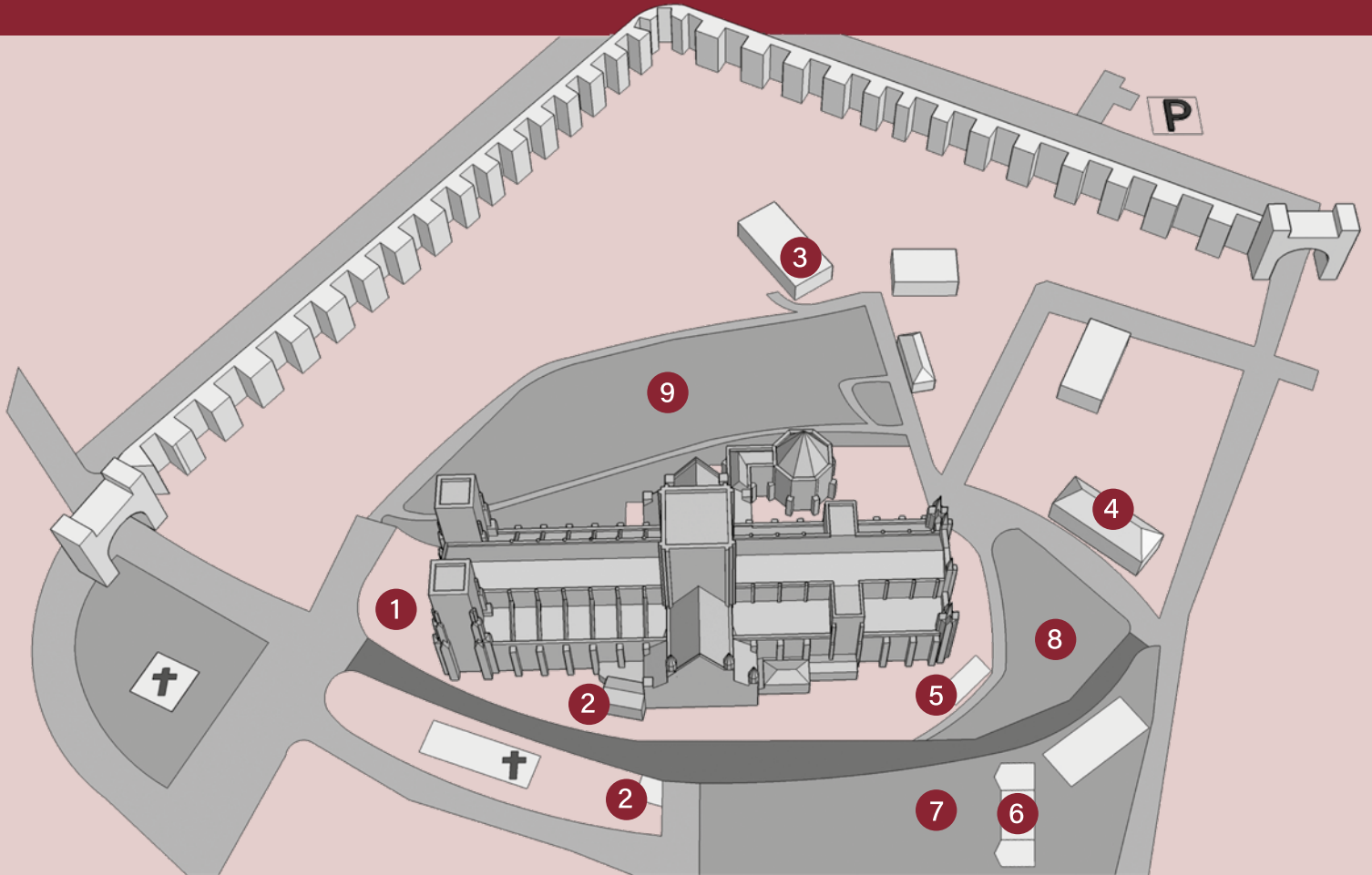
- Most groups pay for their visit upon arrival via credit or debit card. This ensures groups are charged for the true number of pupils attending. We ask that group bookings are paid for with a single payment.
- Groups can pay in advance of their visit by contacting our bookings team. Please be aware that all ticket information is confirmed at that point and refunds are not available.
- Schools can also be invoiced for their visit if they have an account with York Minster. If you do not have an account and would like one, please contact the Bookings Team in advance of your visit.

Planning Your Visit

- Sessions can be booked each week day at 10am and 1pm and Wednesdays at 1 pm only.
- **Please note that we do not presently have a bookable lunch space.** Schools are welcome to use Dean's Park as a picnicking area without prior booking however, this area is weather dependent and does not have any cover provided. Groups must leave the park tidy after use.
- Schools are welcome to arrange a free pre-visit to the Minster with our bookings team. Alternatively you can use our [Visual Stories guide](#) to help plan your visit.
- We ask that you arrive ten minutes before the start of your session to allow time for checking in and briefing.



WELCOME TO YORK MINSTER



- 1 Main Entrance
- 2 Minster Shops
- 3 The Old Palace
- 4 St William's College
- 5 Works Department and Masons' Lodge
- 6 York Minster Refectory
- 7 Minster Gardens
- 8 College Green
- 9 Dean's Park

